

DULUX® D ECOLOGIC®

Magnetic Compact Fluorescent Lamps

SYLVANIA DULUX D ECOLOGIC lamps are long-life, energy-saving alternatives for incandescent lamps. When paired with SYLVANIA ECOLOGIC linear fluorescent lamps, all the fluorescent lamps in an installation will be TCLP compliant.

More compact than the DULUX S ECOLOGIC lamps, the 9 and 13 Watt DULUX D ECOLOGIC lamps are ideal for retrofitting existing fixtures and for use in dedicated, energy-saving fixtures where a small overall length is required.

DULUX D ECOLOGIC 18 and 26 Watt lamps are used in dedicated fixture designs where high light output and maximum energy efficiency are required. They may also be used for retrofitting existing fixtures.



Benefits and Features

- High Efficacy
 - Uses less energy than an incandescent lamp of comparable lumen output
- Reduced greenhouse gas and mercury emissions from power generation compared to incandescent lamps
- Long 10,000 hour average rated life reduces relamping requirements and related costs
- TCLP and RoHS compliant
- Rare earth phosphors – 82 CRI
- 85% mean lumens
- Symmetrical light distribution
- Two thirds the length of single compact lamps
- Plug-in base with integrated starter and interference suppressor

Product Offering

Description	Watts	CCT
CF9DD/800	9	2700K, 3500K
CF13DD/800	13	2700K, 3000K, 3500K, 4100K
CF18DD/800	18	2700K, 3000K, 3500K, 4100K
CF26DD/800	26	2700K, 3000K, 3500K, 4100K

Application Notes

1. 2-Pin, preheat lamps designed for magnetic ballast operation.
2. Minimum starting temperatures available on next page.
3. Rule of thumb: to estimate the appropriate compact fluorescent lamp wattage, divide the incandescent wattage by 4.
4. Lamps manufactured to prevent socket deformation due to overheating when operated on magnetic ballasts of any supply voltage.

Application Information

Applications

- Down lights
- Exit signs
- Recessed ceiling fixtures
- Showcase lighting
- Task lighting
- Wall sconces

*Regulations may vary. Check your local & state regulations.



This light source meets restrictions on hazardous substances.



Catalog #	Type
Project	
Comments	
Prepared by	

Ordering Guide

CF	26	DD	/	8	35
Compact Fluorescent	Wattage: 9, 13, 18 or 26	DULUX Double		8 = 82 CRI	27 = 2700K 30 = 3000K 35 = 3500K 41 = 4100K

Ordering Information

Item Number	Ordering Abbreviation	NEMA Generic Description	Watts	Base	Initial Lumens	Mean Lumens ¹	Color Temp.	CRI	Avg. Rated Life (hrs.) ²	Min. Starting Temp. (F/C) ³
21122	CF9DD/827/ECO	CFQ9W/G23/27	9	G23-2	525	446	2700K	82	10,000	14°/-10°
21123	CF9DD/835/ECO	CFQ9W/G23/35	9	G23-2	525	446	3500K	82	10,000	14°/-10°
21117	CF13DD/827/ECO	CFQ13W/GX23/27	13	GX23-2	780	663	2700K	82	10,000	-4°/-20°
21119	CF13DD/830/ECO	CFQ13W/GX23/30	13	GX23-2	780	663	3000K	82	10,000	-4°/-20°
21118	CF13DD/835/ECO	CFQ13W/GX23/35	13	GX23-2	780	663	3500K	82	10,000	-4°/-20°
21120	CF13DD/841/ECO	CFQ13W/GX23/41	13	GX23-2	780	663	4100K	82	10,000	-4°/-20°
21109	CF18DD/827/ECO	CFQ18W/G24d/27	18	G24d-2	1150	1075	2700K	82	10,000	5°/-15°
21112	CF18DD/830/ECO	CFQ18W/G24d/30	18	G24d-2	1150	1075	3000K	82	10,000	5°/-15°
21110	CF18DD/835/ECO	CFQ18W/G24d/35	18	G24d-2	1150	1075	3500K	82	10,000	5°/-15°
21111	CF18DD/841/ECO	CFQ18W/G24d/41	18	G24d-2	1150	1075	4100K	82	10,000	5°/-15°
21113	CF26DD/827/ECO	CFQ26W/G24d/27	26	G24d-3	1710	1548	2700K	82	10,000	14°/-10°
21116	CF26DD/830/ECO	CFQ26W/G24d/30	26	G24d-3	1710	1548	3000K	82	10,000	14°/-10°
21114	CF26DD/835/ECO	CFQ26W/G24d/35	26	G24d-3	1710	1548	3500K	82	10,000	14°/-10°
21115	CF26DD/841/ECO	CFQ26W/G24d/41	26	G24d-3	1710	1548	4100K	82	10,000	14°/-10°

1. Measured at 40% of rated life.
2. Based on 3 hours per start. Number of operating hours when half have failed and half are still operating.
3. At rated line voltage and correct lamp current.

System Comparison

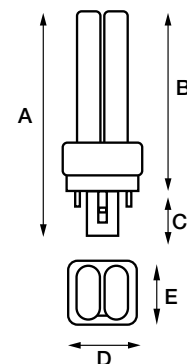
Compact Fluorescent vs. Incandescent

Lamp Type	Rated Lamp Life (hrs.)	Ballast Factor	System Lumens	System Wattage	System LPW	Energy Savings
26 Watt DULUX D ECOLOGIC	10,000 hours	.93	1674	33	51	67%
100 Watt Incandescent	750 hours	1.0	1710	100	17.1	—

Lamp Dimensions

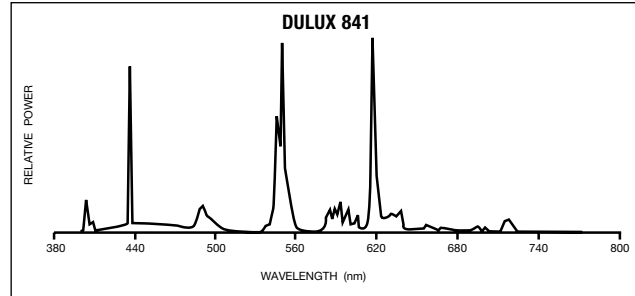
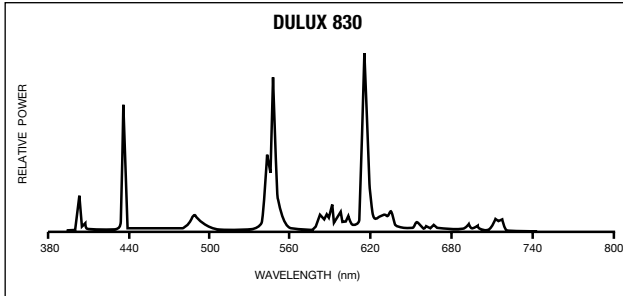
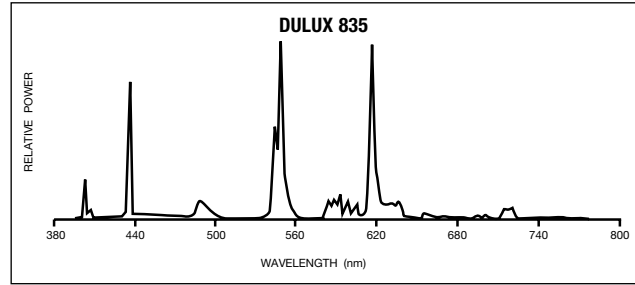
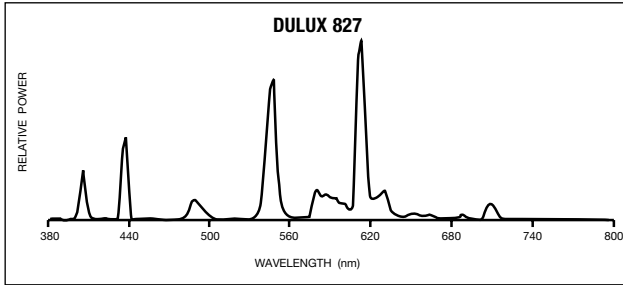
Ordering Abbreviation	(A) Max. Overall Length [in (mm)]	(B) Base Face to Top of Lamp [in (mm)]	(C) Guide Post Length [in (mm)]	(D) Max. Base Length [in (mm)]	(E) Max. Base Width [in (mm)]
CF9DD	4.33 (110)	3.38 (86)	0.9 (23)	1.38 (35)	1.38 (35)
CF13DD	4.65 (118)	3.74 (95)	0.9 (23)	1.38 (35)	1.38 (35)
CF18DD	6.02 (153)	5.12 (130)	0.9 (23)	1.38 (35)	1.38 (35)
CF26DD	6.81 (173)	5.87 (149)	0.9 (23)	1.38 (35)	1.38 (35)

T4 diameter glass tubing = 0.5 inches (12.7mm)



Technical Information

Spectral Power Distributions



Sample Specification

Lamp(s) shall be (a) DULUX® D ECOLOGIC® (CF9DD, CF13DD, CF18DD or CF26DD) lamps and shall pass existing Federal TCLP limits. Lamps shall have an average rated life of 10,000 hours, a correlated color temperature of (2700K, 3000K, 3500K or 4100K) and a CRI of 82. Lamps shall have a (G23-2, GX23-2, G24d-2, G24d-3) plug-in base with integrated starter and interference suppressor.

LEDVANCE LLC
181 Ballardvale Street, Suite 203
Wilmington, MA 01887 USA
Phone 1-800-LIGHTBULB (1-800-544-4828)
www.ledvanceUS.com

SYLVANIA and LEDVANCE are registered trademarks.
All other trademarks are those of their respective owners.
Licensee of product trademark SYLVANIA in general lighting.
Specifications subject to change without notice.



SCAN TO FOLLOW US
ON SOCIAL MEDIA